



712

Individuals Eligible for Services



295

Individuals Serviced on Active SSA Caseloads



247

Individuals Received Services via a Medicaid Waiver



187

Referrals for Services through Intake & Eligibility



214

Children Referred for Early Intervention Services

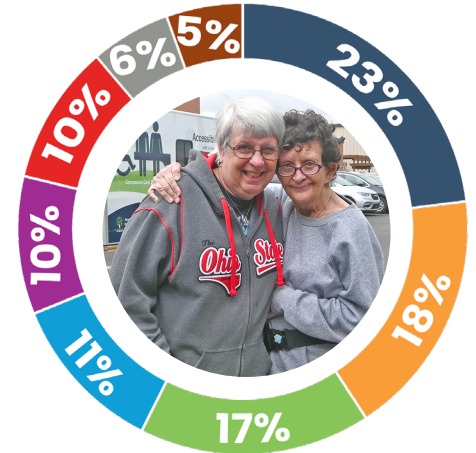


398

Youth Serviced by Community Connections Coordinators

Costs of Delivering Service and Supports

Local Match for Medicaid Waivers	\$3,221,598
Capital Projects	\$2,478,682
Admin/Community Support	\$2,321,815
Service and Support Administration	\$1,604,748
School of Hope	\$1,400,205
Facilities Management	\$1,381,881
Local Funding for FSS, Non-Medical Transportation, Provider Support, Self Advocacy, Special Olympics, Voc/Hab	\$ 798,594
Early Intervention	\$ 768,314



907

Individuals/families engaged with SCBDD for info and/or support

“ We Serve for a Lifetime! ”



222

Families Served by SCBDD Family Support Services



40

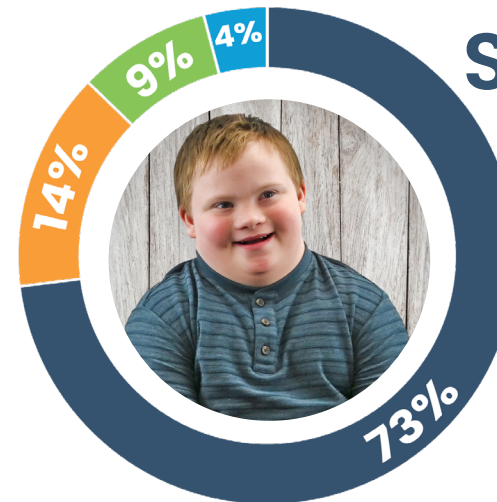
Students Served at the School of Hope



116


Sandusky County Athletes Participated in Sports

Sources of Funding



Local Levy Funding	\$10,242,973
Other Local	\$1,993,748
Federal	\$1,210,955
State	\$ 576,779



 Sandusky County Board of Developmental Disabilities
SCBDD

Annual Report 2025

www.scbdd.org

